

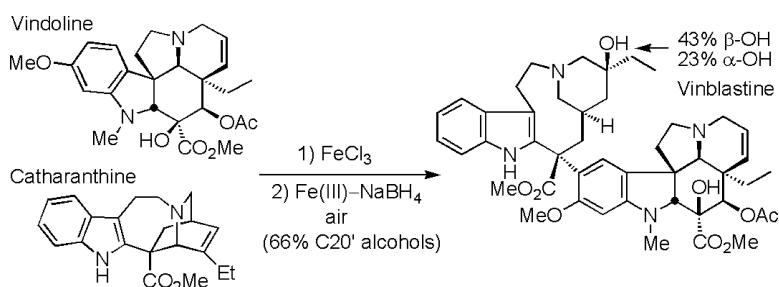
Communication

Direct Coupling of Catharanthine and Vindoline to Provide Vinblastine: Total Synthesis of (+)- and *ent*-(-)-Vinblastine

Hayato Ishikawa, David A. Colby, and Dale L. Boger

J. Am. Chem. Soc., **2008**, 130 (2), 420-421 • DOI: 10.1021/ja078192m

Downloaded from <http://pubs.acs.org> on February 8, 2009



More About This Article

Additional resources and features associated with this article are available within the HTML version:

- Supporting Information
- Links to the 1 articles that cite this article, as of the time of this article download
- Access to high resolution figures
- Links to articles and content related to this article
- Copyright permission to reproduce figures and/or text from this article

[View the Full Text HTML](#)

Direct Coupling of Catharanthine and Vindoline to Provide Vinblastine: Total Synthesis of (+)- and *ent*-(−)-Vinblastine

Hayato Ishikawa, David A. Colby, and Dale L. Boger*

Department of Chemistry and Skaggs Institute for Chemical Biology, The Scripps Research Institute,
10550 North Torrey Pines Road, La Jolla, California 92037

Received October 25, 2007; E-mail: boger@scripps.edu

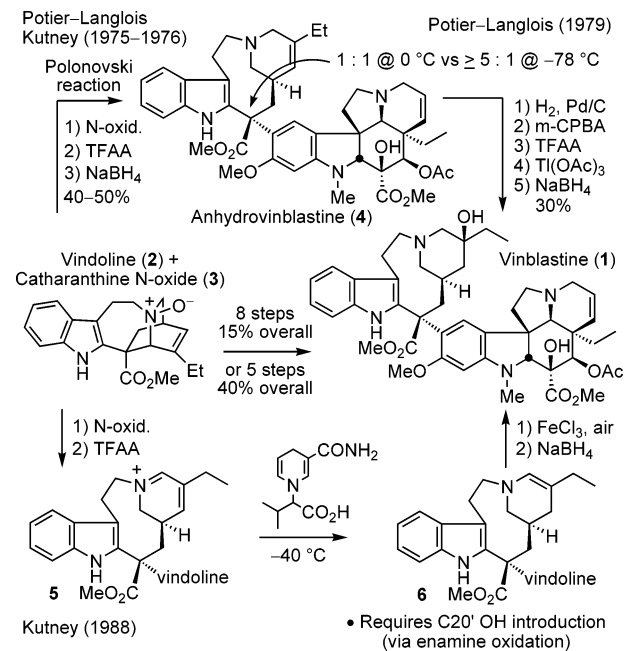
Vinblastine (**1**)¹ is the most widely recognized member of the class of bisindole alkaloids as a result of its clinical use as an antitumor drug. Originally isolated in trace quantities (0.00025% of dry leaf weight) from *Catharanthus roseus* (L.) G. Don,² its biological properties were among the first to be shown to arise from inhibition of microtubule formation and mitosis that today is still regarded as one of the more successful targets for cancer therapeutic intervention.³

Presently, the clinical supplies of **1** and related drugs^{3c} are derived from natural sources. Fortunately, the doses are so small that the production amounts are manageable even with the trace natural abundance of **1**. Nonetheless, the effort required even for this limited quantity suggests that an efficient synthetic approach might provide a viable alternative. More significantly, an effective synthetic approach would provide access to analogues that incorporate deep-seated structural changes not yet explored.⁴

As a consequence, a number of pioneering studies have defined methods for coupling the lower half, vindoline (**2**), with appropriate precursors to the upper velbanamine subunit. These include the seminal Potier⁵ and Kutney⁶ disclosures of a coupling protocol enlisting a Polonovski reaction of catharanthine *N*-oxide (**3**) in which its embedded olefin controls the regioselectivity and coupling efficiency of the resulting iminium ion and necessarily provides anhydrovinblastine (**4**) (Scheme 1). Conducting the reaction at low temperature was found to improve the C16' coupling diastereoselectivity ($\geq 5:1$ at -78 °C vs $1:1$ at 0 °C),⁴ and the subsequent conversion of anhydrovinblastine to vinblastine was addressed by conversion to⁷ or with direct generation⁸ of the enamine **6** which in turn was oxidized to the C20' alcohol. This indirect conversion of anhydrovinblastine to vinblastine via the enamine was necessitated by the preferential α versus β face delivery of reagents to the $\Delta^{15',20'}$ -double bond and the competitive reactivity of **4** toward electrophilic reagents required of most olefin oxidation methods. The resulting overall conversions, requiring eight⁷ or five⁸ steps, range from 10 to 40%. Alternative approaches enlisting chloroindolenine intermediates derived from indole C3 electrophilic chlorination of precursors to the velbanamine subunit were slower to develop. Following the disclosures that carbomethoxycleaveamine (**7**) couples with vindoline to provide the epimeric C16' diastereomer **8**,^{5,9} both Magnus¹⁰ and Kuehne–Bornmann¹¹ described protocols that predominantly, albeit not exclusively, provide the correct C16' diastereomer (Scheme 2). These enlist velbanamine precursors with larger indole-fused ring systems requiring post-coupling assemblage of the intact upper subunit. Most recently and on the basis of key observations of Fritz,¹² Fukuyama disclosed a diastereoselective coupling of an even more advanced and larger ring velbanamine precursor **9** incorporating the C20' alcohol permitting access to **1** in four steps and ca. 50% overall yield.¹³

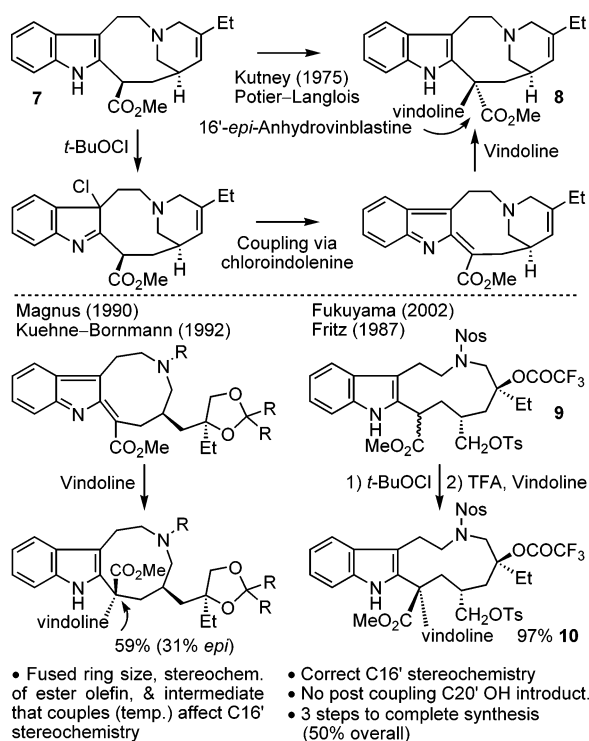
With the completion of a first generation total synthesis of vindoline that was extended to a series of related analogues,¹⁴ we

Scheme 1

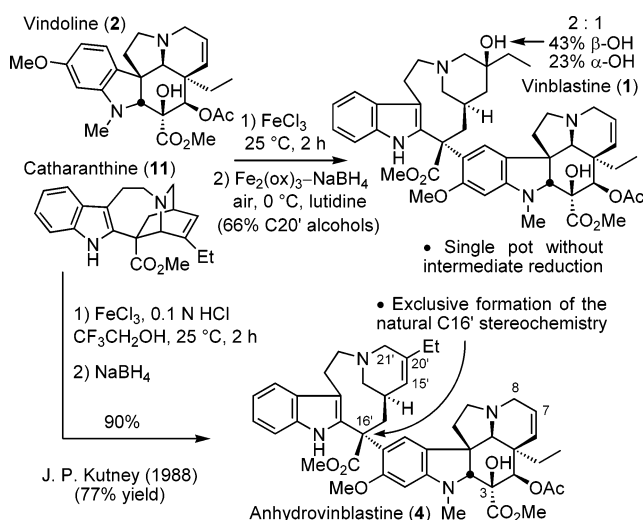


began examining protocols for their incorporation into vinblastine and its analogues. In these studies, we found that a single step biomimetic coupling of catharanthine with vindoline provides **1** directly in yields competitive with the best of the past protocols and that extends our 11-step synthesis of (−)-vindoline¹⁴ to a 12-step total synthesis of vinblastine. Using improved conditions for a coupling first disclosed and developed by Kutney,¹⁵ treatment of a mixture of catharanthine and vindoline with FeCl₃ (5 equiv, 23 °C), presumably generating the catharanthine amine radical cation which undergoes a subsequent oxidative fragmentation, leads to coupling providing the iminium ion **5** exclusively possessing the natural C16' stereochemistry (Scheme 3). Reduction with NaBH₄ produces anhydrovinblastine (**4**) in superb conversion (90%), provided that CF₃CH₂OH, which solubilizes the reactants,¹⁶ is used as a cosolvent with the aqueous 0.1 N HCl reaction solution.^{17a} Moreover, *without reductive workup* and following a modified oxidation procedure of Sakamoto,¹⁸ the reaction mixture containing the iminium ion **5** can be added to a second Fe(III) solution (Fe₂(ox)₃) cooled to 0 °C and saturated with air. Subsequent addition of NaBH₄ initiates both reduction of the intermediate iminium ion^{17b} and selective oxidation of the $\Delta^{15',20'}$ -double bond with installation of the C20' alcohol to provide vinblastine (**1**, 41%), its naturally occurring C20' alcohol isomer leuosidine (21%), along with anhydrovinblastine (**4**, 10%). The yield of coupled material exceeds 75% with the combined yield of C20' alcohols being 62% (2:1 β : α oxidation). This one-step coupling reaction was conducted to

Scheme 2



Scheme 3



provide natural (+)-vinblastine as well as with synthetic *ent*-(+)-vindoline¹⁴ and *ent*-(-)-catharanthine to provide *ent*-(-)-vinblastine ($[\alpha]_{23}^{D} -38$ (c 0.05, CHCl₃)). Small improvements in the yield (lutidine: 43% **1**; DBU: 44% **1**) or diastereoselectivity (2,2'-bipyridine: 3:1) have been observed when the oxidation is run in the presence of an organic base, suggesting further optimization may be possible.

Although it is conceivable that the C20' oxidation arises from 1,4-reduction of iminium ion **5** followed by enamine **6** oxidation, the oxidation of anhydrovinblastine (**4**) to **1** (50%) and its C20' isomer leurosidine (15–20%) under the Fe(III)–NaBH₄/O₂ conditions without the intermediacy of **5**^{17c} indicates this is not necessary to achieve C20' hydroxylation. Thus, labeling studies (NaBD₄)¹⁷ not only rule out the intermediacy of iminium ion **5** in the conversion of anhydrovinblastine (**4**) to vindoline but they also rule out an Fe-catalyzed isomerization of **4** to enamine **6** and its

resulting oxidation (no C21' D incorporation).^{17c} Additionally, studies that should promote a 1,4-reduction of iminium ion **5** (e.g., NaCNBH₃)⁷ result in subsequent enamine **6** protonation and reduction, not C20' oxidation. Finally, reactions run in D₂O led to no deuterium incorporation, ¹⁸O₂ labeling studies indicate the C20' alcohol oxygen originates with O₂ and not solvent water, reactions run in the absence of O₂ led to selective reduction of the Δ^{15',20'}-double bond providing C20' deoxyvinblastine and its C20' diastereomer (1:1.5, 67%),^{17c} and the final oxidation reaction may be conducted on trisubstituted alkenes (e.g., β-citronellol) that lack an allylic tertiary amine.

Continued studies on the reaction including efforts to improve the C20' hydroxylation diastereoselectivity are in progress as are its extension to the total synthesis of vinblastine analogues.

Acknowledgment. We gratefully acknowledge the financial support of the National Institutes of Health (CA115526) and the Skaggs Institute for Chemical Biology.

Supporting Information Available: Full experimental details are provided. This material is available free of charge via the Internet at <http://pubs.acs.org>.

References

- (1) Neuss, N.; Neuss, M. N. In *The Alkaloids*; Brossi, A., Suffness, M., Eds.; Academic: San Diego, CA, 1990; Vol. 37, p 229.
- (2) (a) Noble, R. L.; Beer, C. T.; Cutts, J. H. *Ann. N.Y. Acad. Sci.* **1958**, *76*, 882. (b) Noble, R. L. *Lloydia* **1964**, *27*, 280. (c) Svoboda, G. H.; Nuess, N.; Gorman, M. *J. Am. Pharm. Assoc. Sci. Ed.* **1959**, *48*, 659.
- (3) (a) Owellen, R. I.; Hartke, C. A.; Dickerson, R. M.; Haines, F. O. *Cancer Res.* **1976**, *36*, 1499. (b) Pearce, H. L. In *The Alkaloids*; Brossi, A., Suffness, M., Eds.; Academic: San Diego, CA, 1990; Vol. 37, p 145. (c) These include vincristine, vindesine, and vinorelbine.
- (4) Review: Kuehne, M. E.; Marko, I. In *The Alkaloids*; Brossi, A., Suffness, M., Eds.; Academic: San Diego, CA, 1990; Vol. 37, p 77.
- (5) (a) Potier, P.; Langlois, N.; Langlois, Y.; Gueritte, F. *J. Chem. Soc., Chem. Commun.* **1975**, 670. (b) Langlois, N.; Gueritte, F.; Langlois, Y.; Potier, P. *J. Am. Chem. Soc.* **1976**, *98*, 7017.
- (6) (a) Kutney, J. P.; Ratcliffe, A. H.; Treasurywala, A. M.; Wunderly, S. *Heterocycles* **1975**, *3*, 639. (b) Kutney, J. P.; Hibino, T.; Jahngen, E.; Okutani, T.; Ratcliffe, A. H.; Treasurywala, A. M.; Wunderly, S. *Helv. Chim. Acta* **1976**, *59*, 2858.
- (7) Mangeney, P.; Andriamialisoa, R. Z.; Langlois, N.; Langlois, Y.; Potier, P. *J. Am. Chem. Soc.* **1979**, *101*, 2243.
- (8) Kutney, J. P.; Choi, L. S. L.; Nakano, J.; Tsukamoto, H.; McHugh, M.; Boulet, C. A. *Heterocycles* **1988**, *27*, 1845.
- (9) (a) Neuss, N.; Gorman, M.; Cone, N. J.; Huckstep, L. L. *Tetrahedron Lett.* **1968**, 783. (b) Atta-ur-Rahman *Pak. J. Sci. Ind. Res.* **1971**, *14*, 487. (c) Kutney, J. P.; Beck, J.; Bylsma, F.; Cook, J.; Cretney, W. J.; Fuji, K.; Imhof, R.; Treasurywala, A. M. *Helv. Chim. Acta* **1975**, *58*, 1690.
- (10) (a) Magnus, P.; Stamford, A.; Ladlow, M. *J. Am. Chem. Soc.* **1990**, *112*, 8210. (b) Magnus, P.; Mendoza, J. S.; Stamford, A.; Ladlow, M.; Willis, P. *J. Am. Chem. Soc.* **1992**, *114*, 10232.
- (11) (a) Kuehne, M. E.; Matson, P. A.; Bornmann, W. G. *J. Org. Chem.* **1991**, *56*, 513. (b) Bornmann, W. G.; Kuehne, M. E. *J. Org. Chem.* **1992**, *57*, 1752.
- (12) Schill, G.; Priester, C. U.; Windhovel, U. F.; Fritz, H. *Tetrahedron* **1987**, *43*, 3765.
- (13) (a) Yokoshima, S.; Ueda, T.; Kobayashi, S.; Sato, A.; Kuboyama, T.; Tokuyama, H.; Fukuyama, T. *J. Am. Chem. Soc.* **2002**, *124*, 2137. (b) Kuboyama, T.; Yokoshima, S.; Tokuyama, H.; Fukuyama, T. *Proc. Natl. Acad. Sci. U.S.A.* **2004**, *101*, 11966.
- (14) (a) Choi, Y.; Ishikawa, H.; Velcicky, J.; Elliott, G. I.; Miller, M. M.; Boger, D. L. *Org. Lett.* **2005**, *7*, 4539. (b) Ishikawa, H.; Elliott, G. I.; Velcicky, J.; Choi, Y.; Boger, D. L. *J. Am. Chem. Soc.* **2006**, *128*, 10596.
- (15) (a) Vukovic, J.; Goodbody, A. E.; Kutney, J. P.; Misawa, M. *Tetrahedron* **1988**, *44*, 325. (b) For an analogous electrochemical coupling (0.6 V in buffer; NaBH₄) to provide anhydrovinblastine (**4**), see: Gunic, E.; Tabakovic, I.; Gasic, M. *J. Chem. Soc., Chem. Commun.* **1993**, 1496.
- (16) This cosolvent effect is not large for the vindoline/catharanthine coupling but is key to its extension to analogue synthesis which will be disclosed in due course.
- (17) (a) NaBD₄ labeling in the preparation of anhydrovinblastine indicates one D incorporation at α-C21'. (b) NaBD₄ labeling for the production of vinblastine from **2** and **11** indicates D incorporation (two D) at α-C15' and α-C21'. (c) Oxidation of anhydrovinblastine with Fe(III)–NaBD₄/O₂ leads to a single α-C15' D incorporation. In the absence of O₂, the reduction leads to two D incorporations at α-C15' and C20'.
- (18) Sakamoto, N.; Tan, H.; Hata, E.; Kihara, N. *JP 04164087; Chem. Abstr.* **1992**, *117*, 192139.

JA078192M